

CHAIR MAT SELECTION GUIDE

1 Determine surface Carpet or Hard Floor


2 Determine use Mat should meet minimum requirements for frequency of use, load and carpet thickness

For Carpet

For Hard Floor

ALL DAY USE	FREQUENT USE	MODERATE USE	OCCASIONAL USE	ALL DAY USE
ALL DAY	6-8 Hrs.	4-6 Hrs.	0-4 Hrs.	ALL DAY
HEAVY	AVERAGE	AVERAGE	LIGHT	AVERAGE
over 1/2" HIGH PILE	up to 1/2" MEDIUM PILE	up to 3/8" LOW PILE	up to 1/4" COMMERCIAL	HARD HARD FLOOR
Limited Lifetime Product Replacement Warranty			1 Year Limited Product Replacement Warranty	Limited Lifetime Product Replacement Warranty

3 Determine your carpet thickness Using a Deflecto Carpet Pile Detector

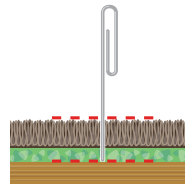


Insert Carpet Pile Detector through carpet and pad to sub-floor.

Apply results to the Chair Mat Selection Guide.

NOTE: Carpet Pile is only 1 of 3 factors in choosing the correct Chair Mat. Confirm the "load and use" also meet your individual needs.

Don't have a Carpet Pile Detector?

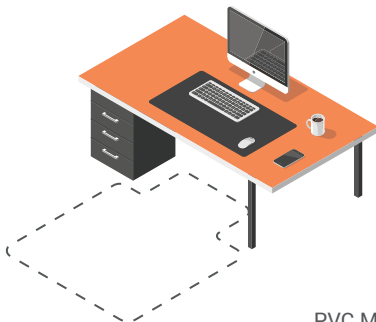


- Open one end of a paper clip
- Insert paper clip into carpet and pad, pushing down to the sub-floor
- Measure the portion of the paper clip that entered the carpet and pad, and then reference the guide above

Order a Carpet Pile Detector Now!
Contact Customer Service
1.800.428.4328 | customerservice@deflecto.com

4 Measure your floor area

Determine size & shape:



Lipped



Rectangle



Workstation

PVC Mats: Actual Product Dimensions May Vary +/- 5%

Chair Mat Chooser

We can help you select the right mat:

www.deflecto.com/products/pc/Product-Videos-d76.htm



Scan to see video

